

PROACTIVE RISK MANAGEMENT

Inside View DGA Diagnostic Software: Integrates Lab, On-line and Portable Data

- Continuous Data Interpretation
- Automated Alerts And Notifications

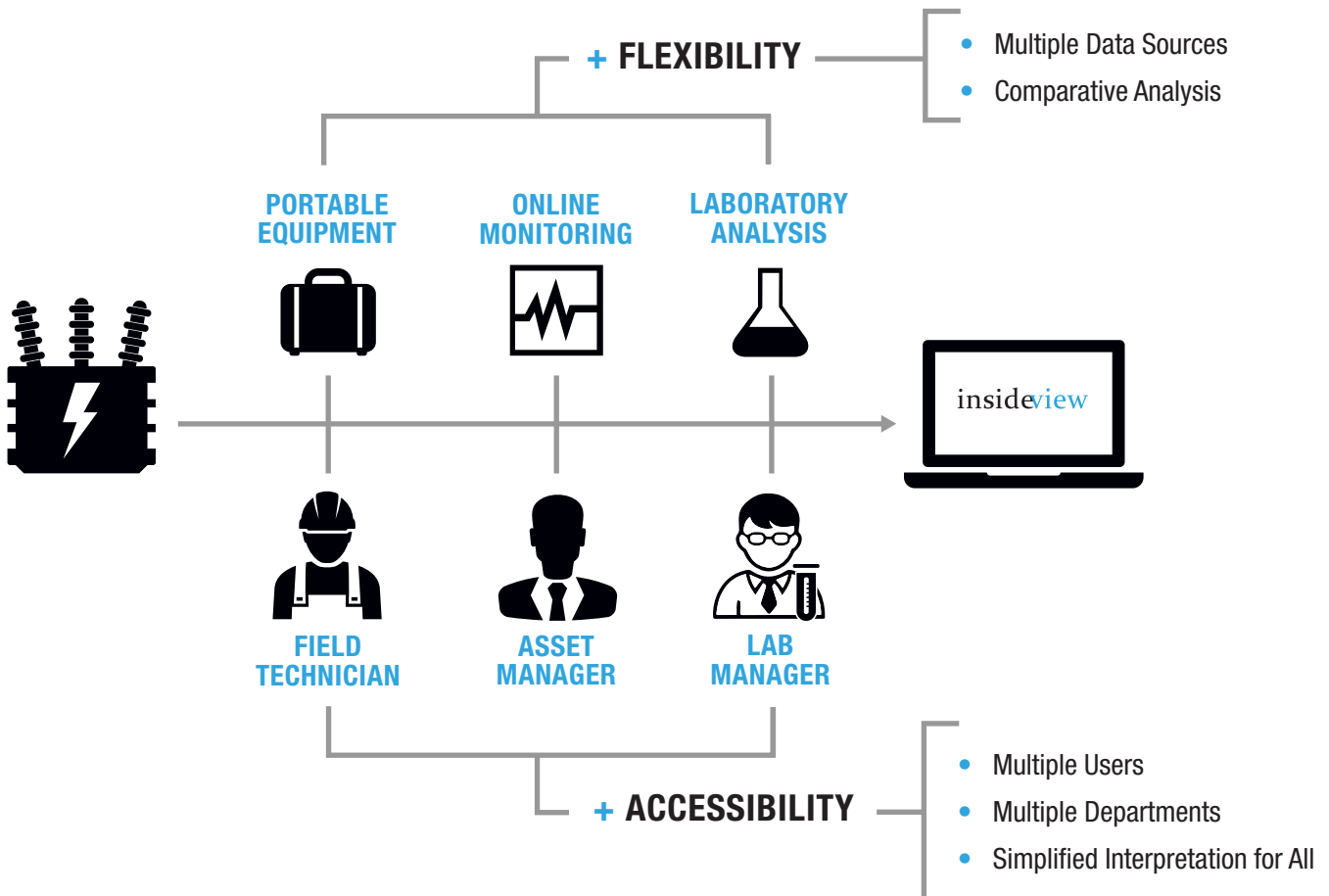
+ INFORMED DECISIONS

+ HISTORICAL ANALYSIS

+ CLEAR REPORTS



LOOK INSIDE YOUR CRITICAL TRANSFORMERS WITH INSIDE VIEW

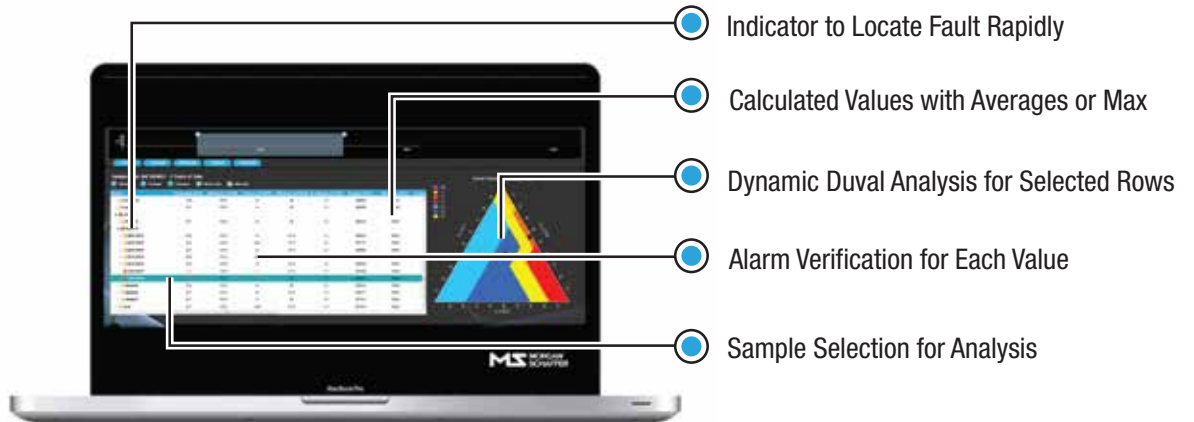


EFFECTIVE DECISION MAKING

+ PROACTIVE CHANGE MONITORING

Inside View Helps You Quickly Assess:

- Transformer Health
- Risk
- Consistency



OPTIMIZE YOUR FLEET MANAGEMENT RESOURCES



+ SAVE TIME AND MONEY

- Aging fleets require active monitoring and complex data analysis
- Inside View simplifies interpretation, allows for simultaneous decisions on multiple assets
- Make decisions early, reduce negative impacts and costs


+ NOTIFICATIONS AND ALARM MANAGEMENT

- Inside View's advanced notification system provides essential alerts without overwhelming the user
- Set and adjust data trigger points as required
- Alarms and notifications include decision supporting data



+ REPORTS


- **DGA Analysis Report:** complete DGA analysis for any selected asset
- **Asset Status Report:** condition evaluation of the equipment based on the latest data
- Complete comparative data from lab, on-line and mobile sources
- Condition assessment includes DGA, oil quality and moisture



AUTOMATED ALERTS, ALARMS AND SCHEDULED NOTIFICATIONS

+ ASSET MANAGEMENT

- Evaluation based on equipment characteristics
- Asset status continuously updated
- Filter assets by status, location, substation or manufacturer



+ DATA MANAGEMENT AND ANALYSIS TOOLS

- Navigation across identified periods of time (sample, day, week, month, year)
- Automatically calculated average or maximum values for every high-level period
- Side by side condition assessment with several diagnostic methods
- Monitor fault evolution via combined view displays
- Manage more than 80 oil analysis parameters and 15 ratios, including DGA, furans, fluid tests and metals



+ VISUALIZATION TOOLS

- Graphs and diagrams that present industry ratio results
- Detailed, dynamic Duval Triangle analysis
- **Multi-Graph View:** Side-by-side display of trends for each parameter
- **Stacked Graph View:** Compare detail of each parameter; validate trends, confirm results



+ CENTRALIZED DATA

Inside View stores and manages data including:

- Dissolved Gas Analysis (DGA)
- Moisture Analysis
- Dielectric Strength (D877, D1816)
- Interfacial Tension (IFT)
- Acid Number
- Furans Analysis
- Oxidation Inhibitor
- Oil Power Factor
- Particles Count
- PCB Analysis
- Color
- Corrosive Sulfurs
- Metals and Trace Elements
- Passivation Number
- Pour Point
- Fire Point

+ DIAGNOSTIC METHODS

Inside View performs the following calculations:

- Duval Calculations
- Rogers Ratios
- IEC60599 Ratios
- Doernenburg Ratios
- Key Gas Analysis
- IEEE C57-104-2008 Condition Evaluation and Recommendations
- IEEE C57-106 IEEE Guide for Acceptance and Maintenance of Insulating Oil in Equipment
- IEEE C57-147 IEEE Guide for Acceptance and Maintenance of Natural Ester Fluids in Transformers
- Estimation of Degree of Polymerization

INTEGRATES WITH EXISTING ARCHITECTURE AND SCADA SYSTEMS, FULLY SECURE

REQUEST YOUR INTERACTIVE DEMONSTRATION



INVITE YOUR TEAM!!



CONTACT: INSIDEVIEW@MORGANSCHAFFER.COM

HEAD OFFICE

8300 SAINT-PATRICK, SUITE 150, LASALLE, QUEBEC, CANADA, H8N 2H1

TEL : +1.514.739.1967 | **FAX :** +1.514.739.0434 | **EMAIL :** SALES@MORGANSCHAFFER.COM

TOLL-FREE NUMBER FOR UNITED STATES AND CANADA: +1.855.861.1967

VISIT OUR WEBSITE @ WWW.MORGANSCHAFFER.COM

ACCREDITATIONS

THE MORGAN SCHAFFER LABORATORY IS ISO/IEC 17025:2005
ACCREDITED BY THE STANDARDS COUNCIL OF CANADA
FOR ALL THE TESTS IT PERFORMS.

MORGAN SCHAFFER IS ALSO ISO 9001:2008 CERTIFIED.